

Click on *BMC-E-Market Login*.

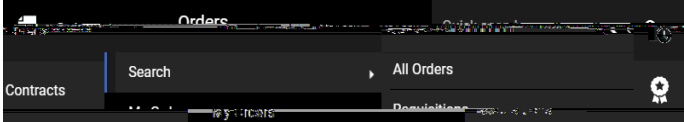



- To logout of E-Market from any screen click on the profile icon located in top right corner of screen.
- Your profile will expand. Click the at the bottom of the profile screen.

- The menu is a list of icons located vertically along the left side of the screen.




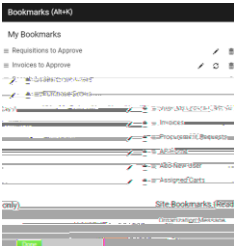
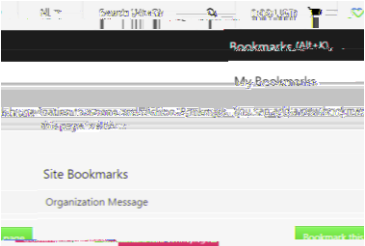
- To view options under each menu icon hover over icon and then hover over sub-menu if there is one. Click on menu option name to access that page.



- Using the menu above, navigate to the page you want to bookmark then click  located in header.



- Click *Bookmark this page*. To reorganize order of bookmarks, click *edit* then drag and drop within list, or use the  icon to delete. When done click **Done**.



- To navigate to bookmarked pages, click  then the menu option listed under *Bookmarks*.